



Pharmaceutical Services Negotiating Committee



NHS IT Update



Lindsay McClure, NHS IT Lead
Pharmaceutical Services Negotiating Committee



Phased Implementation

EPS is being introduced in four main phases:

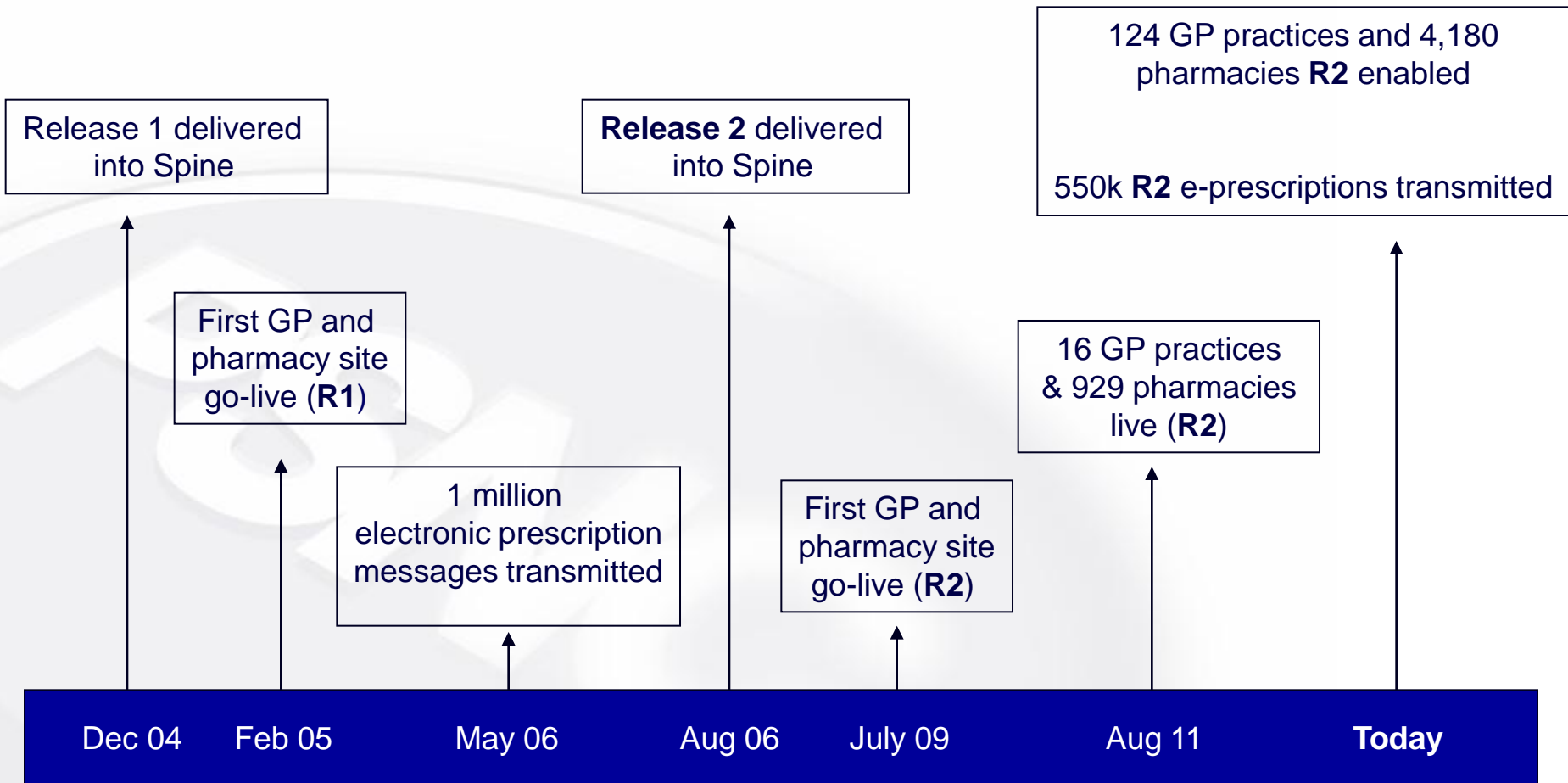
- Phase 1 – R1 Initial implementers (2005)
- Phase 2 – Nationwide deployment of R1
- Phase 3 – Transition to the electronic service - Release 2
- Phase 4 – Full electronic prescription service (no timescale)

Introduce digital signing of messages with advanced electronic signatures to create electronic prescriptions. Only applies to nominated prescriptions.

Legislation change to enable most prescriptions to be digitally signed.

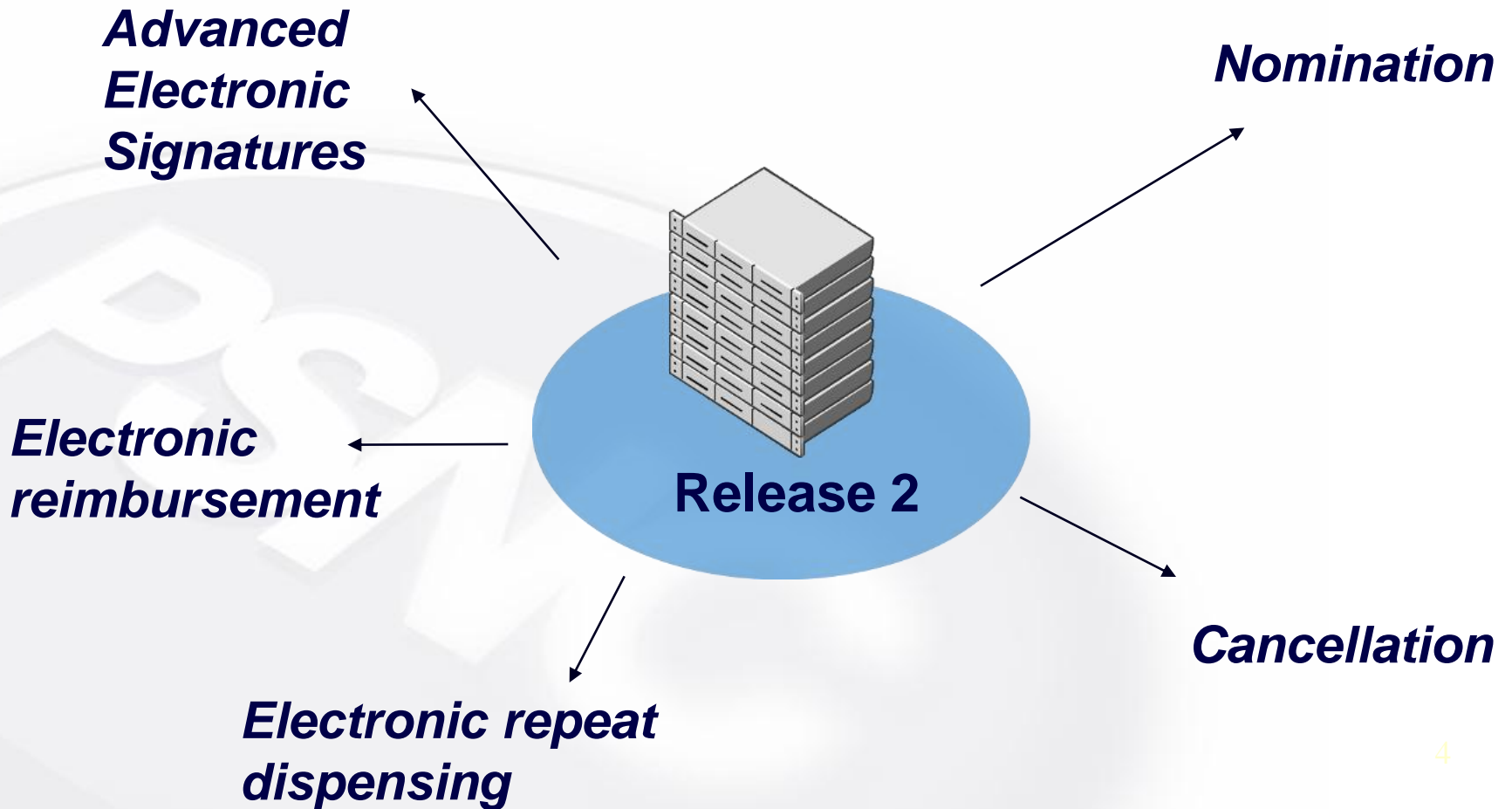


EPS Timeline





EPS Release 2 Functionality





Pharmacy System Suppliers

Supplier	Full Roll-out Approval?
AAH (Proscript LINK)	Achieved
Cegedim Nexphase	Achieved
Cegedim Pharmacy Manager	Achieved
Helix	Expected Q2 2012
Lloyds	Achieved
Rx Systems	Achieved
PharmaSys	Expected Q3 2012
Positive Solutions	Achieved



GP System Suppliers

Supplier	Full Roll-out Approval?
Advance Health and Care	No date
EMIS Web*	Achieved
InPractice	Achieved
iSoft	Expected November 2013
Microtest	Expected March 2012
TPP	No date but currently being tested at Initial Implementation sites.

* EMIS have confirmed that they will not be developing EPS R2 functionality in EMIS LV or EMIS PCS. EMIS practices will need to first transfer to EMIS Web to access EPS R2.

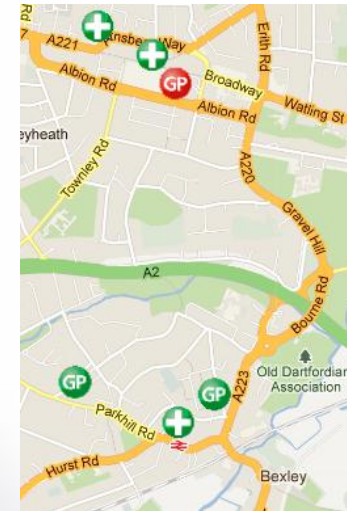
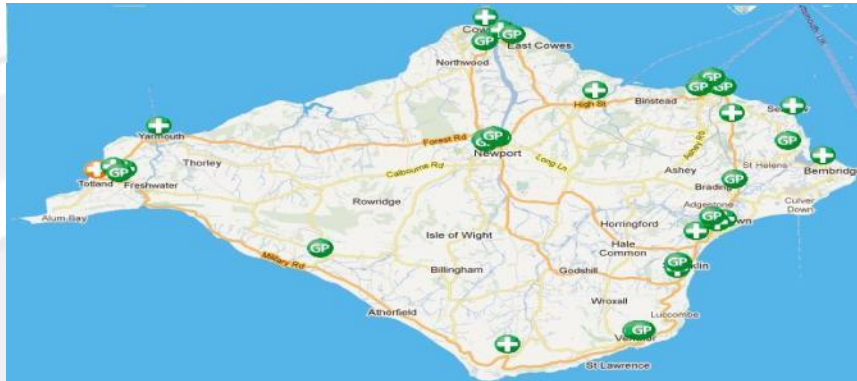


Controls on Deployment

- **Pharmacy:** Pharmacy needs a compliant R2 system.
- **GP:** GP needs a compliant R2 system plus authority from their PCT to start issuing NHS prescriptions electronically. PCT can only give this authority if named in SofS Directions (83 PCTs currently have this authority – see Part XVIIIID of the Drug Tariff).
- PCTs instructed to engage with LPCs and LMCs in making local deployment decisions.



EPS Release 2 Deployment Map



- Online deployment map available at: www.cfh.nhs.uk/eps/map
- Information from NHS Choices: worth checking your pharmacy details are correct (www.nhs.uk). Requests for changes via PCTs.



When should I deploy EPS R2?

A decision for the pharmacy contractor. Considerations include:

- Is your PCT listed in the Secretary of State Directions?
- When are the clinical systems that your local GPs use likely to get roll-out authority?
- When do local GPs plan to deploy R2?
- What costs will you incur e.g. increased on-going costs?

Reminder: Consent for nomination can be collected in advance of having an R2 system but if the delay is > 4 – 6 weeks, the nomination needs to be re-confirmed.

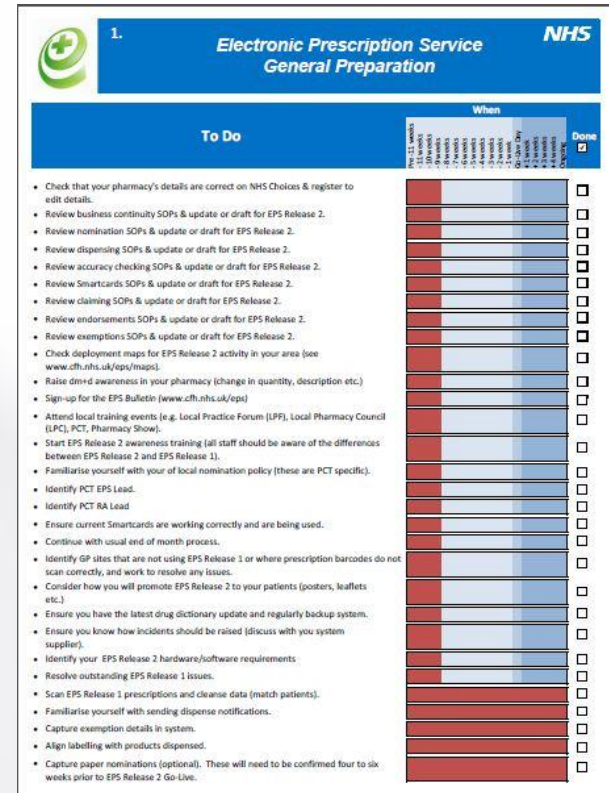


Preparing for Deployment

CFH EPS Release 2 Checklists:

- General Preparation
- Preparing to go-live
- After go-live

Downloadable from: www.cfh.nhs.uk/eps



The screenshot shows a checklist titled "Electronic Prescription Service General Preparation" from the NHS. It includes a "To Do" list of tasks and a "When" column with a color-coded progress indicator. The tasks are:

- Check that your pharmacy's details are correct on NHS Choices & register to edit details.
- Review business continuity SOPs & update or draft for EPS Release 2.
- Review nomination SOPs & update or draft for EPS Release 2.
- Review dispensing SOPs & update or draft for EPS Release 2.
- Review accuracy checking SOPs & update or draft for EPS Release 2.
- Review Smartcards SOPs & update or draft for EPS Release 2.
- Review claiming SOPs & update or draft for EPS Release 2.
- Review endorsements SOPs & update or draft for EPS Release 2.
- Review exemptions SOPs & update or draft for EPS Release 2.
- Check deployment maps for EPS Release 2 activity in your area (see www.cfh.nhs.uk/eps/maps).
- Raise dm+d awareness in your pharmacy (change in quantity, description etc.)
- Sign-up for the EPS Bulletin (www.cfh.nhs.uk/eps)
- Attend local training events (e.g. Local Practice Forum (LPF), Local Pharmacy Council (LPC), PCT, Pharmacy Show).
- Start EPS Release 2 awareness training (all staff should be aware of the differences between EPS Release 2 and EPS Release 1).
- Familiarise yourself with your local nomination policy (these are PCT specific).
- Identify PCT EPS Lead.
- Identify PCT RA Lead.
- Ensure current Smartcards are working correctly and are being used.
- Continue with usual end of month process.
- Identify GP sites that are not using EPS Release 1 or where prescription barcodes do not scan correctly, and work to resolve any issues.
- Consider how you will promote EPS Release 2 to your patients (posters, leaflets etc.)
- Ensure you have the latest drug dictionary update and regularly backup system.
- Ensure you know how incidents should be raised (discuss with your system supplier).
- Identify your EPS Release 2 hardware/software requirements.
- Resolve outstanding EPS Release 1 issues.
- Scan EPS Release 1 prescriptions and cleanse data (match patients).
- Familiarise yourself with sending dispense notifications.
- Capture exemption details in system.
- Align labelling with products dispensed.
- Capture paper nominations (optional). These will need to be confirmed four to six weeks prior to EPS Release 2 Go-Live.



Choosing a Supplier

Pharmacy systems are business critical.
Considerations include:

- EPS Functionality
- Non-EPS Functionality
- Contract Terms and Costs
- User Engagement and Support



See: www.psnc.org.uk/systemsuppliers





Making the System Work for You

Examples of areas where functionality differs between systems:

- End of month process (reports)
- Reviewing endorsements
- Dosage instructions
- Collecting exemption information
- Recalling dispense notification sent in error

See: www.psnc.org.uk/systemsuppliers





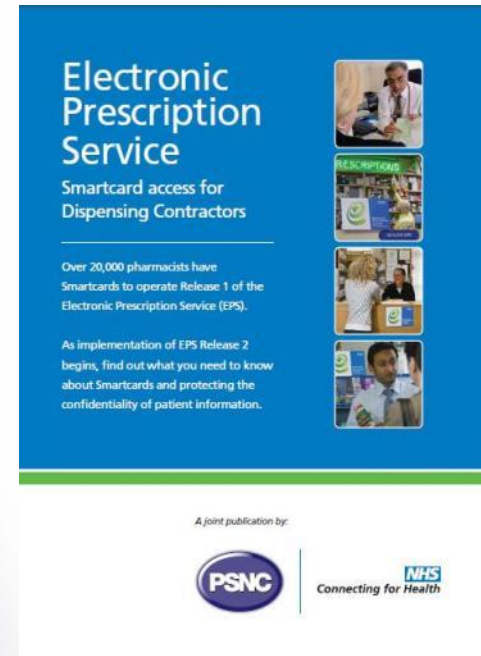
Smoothing the Transition to R2

- Using Release 1 where practical:
 - ✓ Ensuring problems are resolved in advance of R2.
 - ✓ Collecting patient NHS numbers in the local system.
 - ✓ Helping staff get familiar with scanning tokens and sending dispense notification messages.
- Recording patient exemption information in the local system, where appropriate.



Organising Smartcards

- R1 cards not compatible with R2
- Individual card model in R2
- Consider who needs a card? Required for interactions with Spine
- Likely to work elsewhere at short notice? Request the Locum code (FFFFFF)
- Contact PCT (Registration Authority) for more information on local processes.





Electronic Prescription Service
Smartcard access for Dispensing Contractors

Over 20,000 pharmacists have Smartcards to operate Release 1 of the Electronic Prescription Service (EPS).

As implementation of EPS Release 2 begins, find out what you need to know about Smartcards and protecting the confidentiality of patient information.

A joint publication by:



Detailed information: www.psnc.org.uk/smartcards



Obtaining Dispensing Tokens

- PCTs responsible for distributing
- LPC or PCT will be able to confirm the local process

MR A DISPENSER	Age 33	Title, Forename, Surname & Address MR ANDREW CHARLTON
PHARMACY ADDR1 PHARMACY ADDR2 PHARMACY ADDR3 POSTCODE	D.O.B 20/03/1973	ADDRESS LINE 1 ADDRESS LINE 2 ADDRESS LINE 3 ADDRESS LINE 4 ADDRESS LINE 5
PHARMACY CODE	NHS Number:	POSTCODE NHS NUMBER
DISPENSING TOKEN		
Prescribed Medication		
MEDICATION ITEM DESCRIPTION 1 QUANTITY 1 DOSAGE/FREQUENCY 1		

MEDICATION ITEM DESCRIPTION 2 QUANTITY 2 DOSAGE/FREQUENCY 2		

MEDICATION ITEM DESCRIPTION 3 QUANTITY 3 DOSAGE/FREQUENCY 3		

MEDICATION ITEM DESCRIPTION 4 QUANTITY 4 DOSAGE/FREQUENCY 4		


X X		
DISPENSING TOKEN – Not to be used as a prescription, even if signed by an authorised prescriber.		Date 04/05/2005
DR A JONES	GP Code	
GP ADDRESS LINE 1 GP ADDRESS LINE 2 GP ADDRESS LINE 3 TELEPHONE NUMBER PCT NAME	POSTCODE PCT CODE	
		FP100T0407



Organising Training

Problems have already arisen that are directly attributable to inadequate training. Things to consider:

- Training delivery method?
- Scheduling training: which staff?
which hours? locums?
- Ensuring training is relevant to the role
- Staged training if deploying early?
- On-going coaching and support?






Adapting Business Processes

- There will be a need to adapt processes to maximise the benefits of EPS R2. The NPA are currently updating their template SOPs.
- Local communication and engagement with GPs on business processes essential. Scope for PCTs and LPCs to facilitate this.
- A lesson so far is the importance of **business continuity** planning.



EPS R2 Funding

- £1000 EPS one-off allowance:
 - Payment automatically triggered
 - Will be shown on Schedule of Payments
- In addition, the 2009/10 funding settlement included a £50m investment to support deployment of EPS R2.
- Unknowns remain about the cost of EPS R2 in practice. This is being studied and there is a commitment from the Department of Health that costs will be accounted for as appropriate.





Future Implementation Challenges

- NHS Re-organisation
- Moving EPS to 'Business as Usual'



More Information

- PSNC Website: www.psnc.org.uk/eps
- CfH Website: www.cfh.nhs.uk/eps
- Pharmacy Support Organisations
- PCT
- System Suppliers





Other NHS IT Projects

- Information Governance
- Access to NWW Sites
- NHSmail
- NHS Choices (Pharmacy Profiles / Patient Feedback)
- Summary Care Record



Pharmaceutical Services Negotiating Committee



For questions at a later date: LMcClureIT@psnc.org.uk